



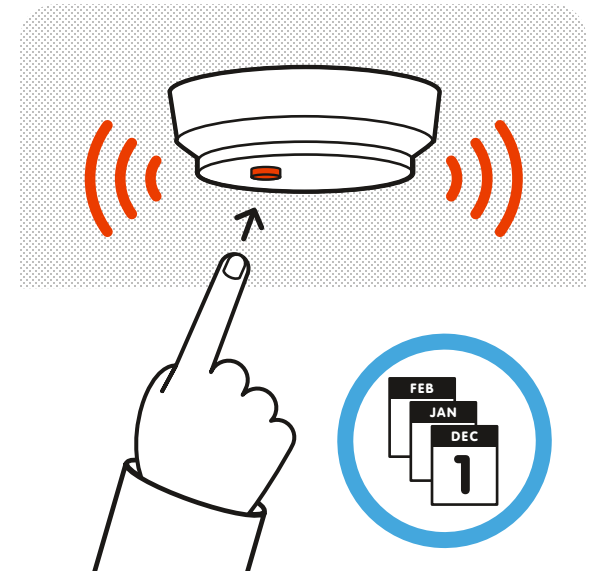
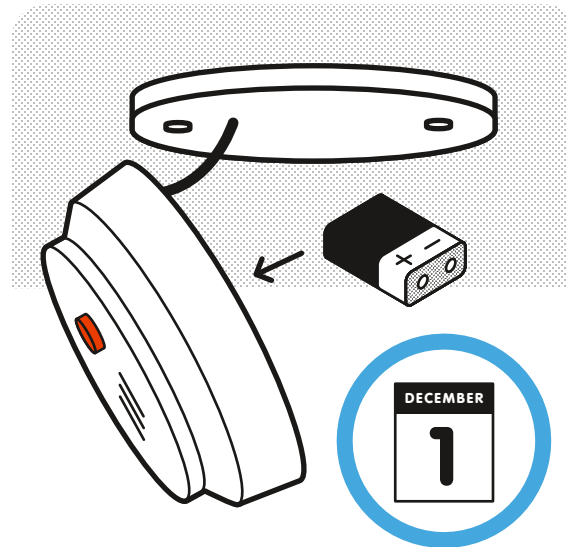
Norsk
brannvernforening

Fire safety in the home



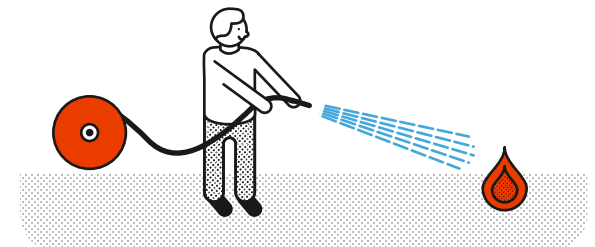

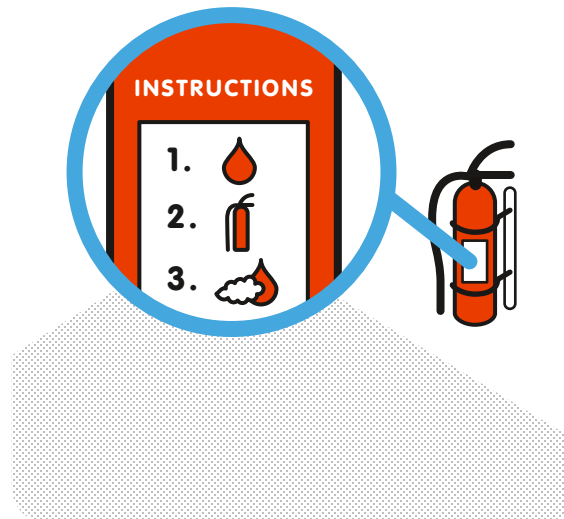
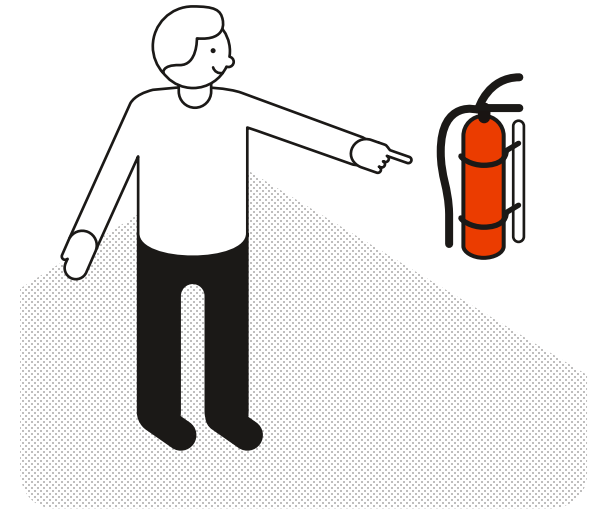
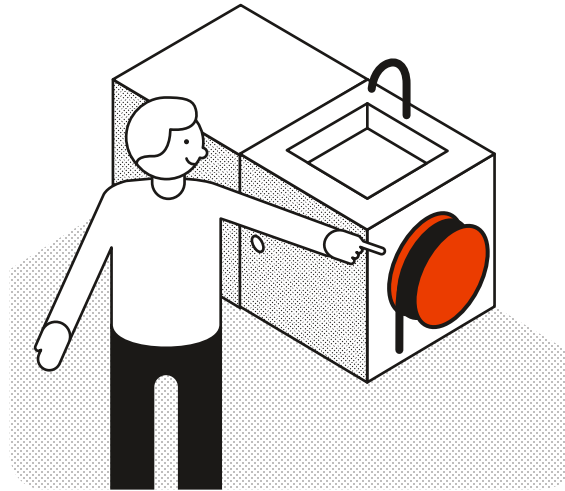
Smoke alarms

Every home must have at least one smoke alarm. A smoke alarm gives you an early warning if a fire is starting. Most smoke alarms have a battery that must be replaced once a year. Test your smoke alarm regularly using the test button.



Fire extinguishers

Every home must have a fire hose or a fire extinguisher. It is recommended that you have both. This fire safety equipment should be easily accessible. Read the instructions carefully.

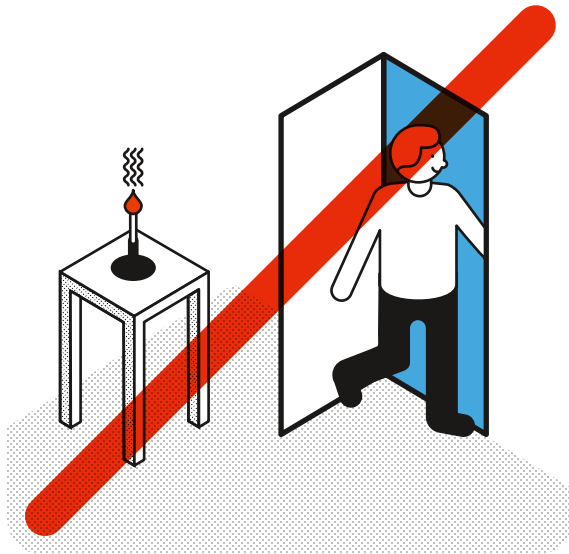


Fire prevention 1

Be careful when using naked flames. Never leave a lit candle unattended. Do not place lit candles near flammable materials.

Empty ashtrays safely. Never put hot ashes in the bin.

Do not leave the cooker unattended when it is on. If you are interrupted while cooking, turn down the heat on the hob.

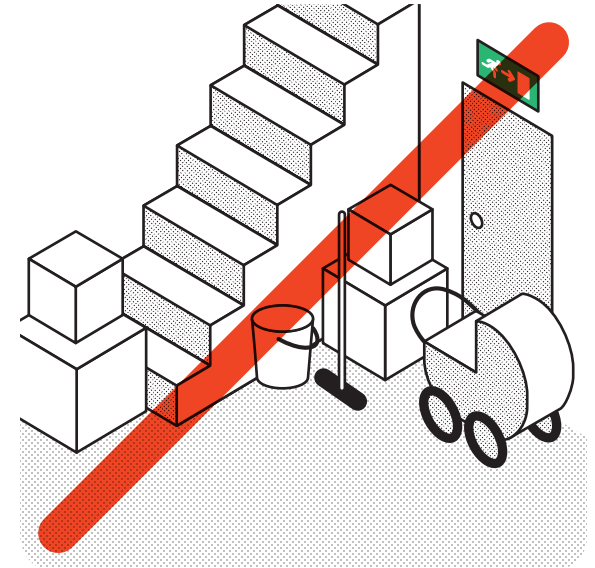
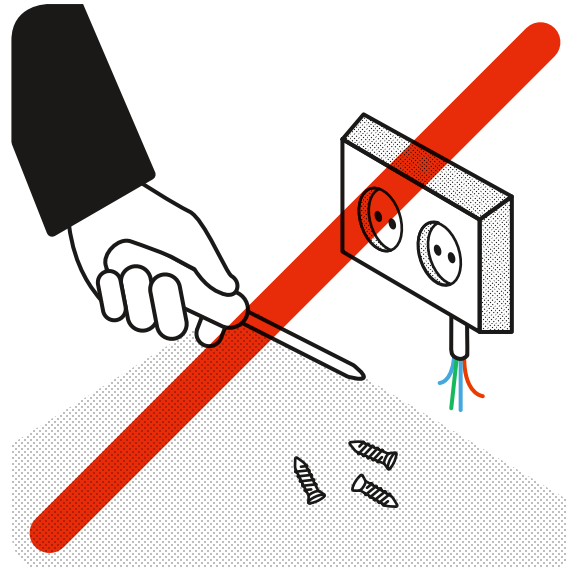
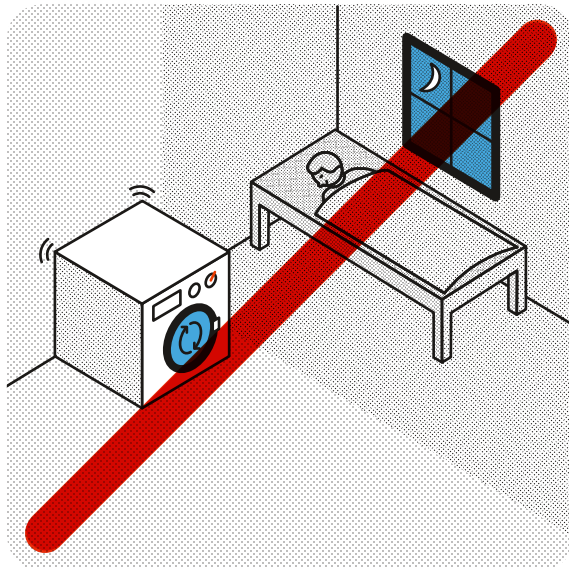


Fire prevention 2

Always turn washing machines and tumble dryers off when you go out.
Do not leave them running while you are asleep.

Only approved installers are permitted to install or repair electrical equipment.

Many cases of arson start in building materials, cardboard boxes or rubbish. Make sure that stairwells and garages are kept free of flammable materials. Keep rubbish containers well away from buildings.



In the event of a fire

1) SAVE:

Make sure that everyone in the building exits safely. Close doors and windows. Go to a pre-arranged assembly place.

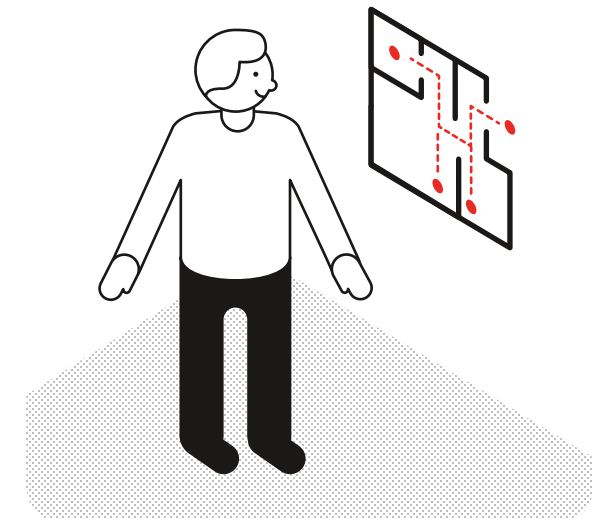



2) NOTIFY:

Call the fire brigade on the emergency number, 110. Tell them the exact address of the building that is on fire.

3) EXTINGUISH:

If the fire has not become too large, try to extinguish it with a fire hose or fire extinguisher. Do not place yourself in danger. Smoke is highly toxic.

You yourself must decide the order in which you carry out these actions, based on your assessment of the situation. It is helpful to practise by means of regular fire drills.





Norsk brannvernforening

Internet: www.brannvernforeningen.no

E-mail: post@brannvernforeningen.no

This brochure is available in a large number of minority languages, and can be downloaded from www.brannvernforeningen.no. This brochure has been produced with support from Finance Norway (FNO).